



Q系列滑柱型电磁阀 (两位五通)
Q Series Solenoid Valve



订购码
Ordering code

Q24

规格
Q系列二位五通滑柱型电磁阀
Specification
K series 5/2 way solenoid valve

D

控制方式
D:单电控
D2:双控
Q:单气控
Q2:双气控
Control methods
D:Single electronic control
D2:Double electronic control
K:Single electronic control
K2:Double electronic control

H

结构方式
滑柱式
Construction
Slippery pillar type

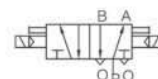
8

接管口径
Port size
6:G 1/8" (M10×1)
8:G 1/4" (M12×1.25)
10:G 3/8" (M16×1.5)
15:G 1/2" (M20×1.5)

符号
Symbol



Q24DH-□



Q24D.H-□

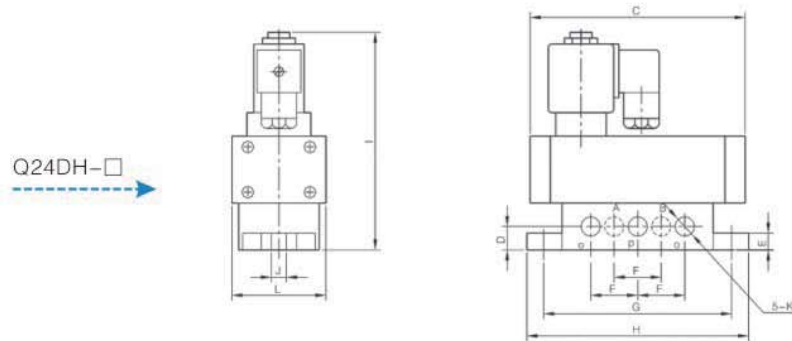
规格
Specifications

参数 Parameter	订购码 Ordering code	Q24HD-6 Q24HD.-6	Q24HQ-6 Q24HQ.-6	Q24HD-8 Q24HD.-8	Q24HQ-8 Q24HQ.-8	Q24HD-10 Q24HD.-10	Q24HQ-10 Q24HQ.-10	Q24HD-10 Q24HD.-10	Q24HQ-15 Q24HQ.-10
公称通径 mm Nominal diameter		6		8		10		20	
工作压力范围 Mpa Working pressure range		0.2~0.8							
换向时间 S Reversing time		0.1							
环境温度 °C Ambient temperature		-10~55							
介质温度 °C Fluid temperature		0~50							
电源电压 V Power consumption		AC:220,110,36 DC:48,24,12 电压被动允许为额定值的+10%~-15%气控无本项参数 AC:220,110,36 DC:48,24,12 Voltage is allowed to set as rated voltage+10%~-15%Null parameter in pneumatics							
寿命 千次 / Thousands Life		≥ 1500							

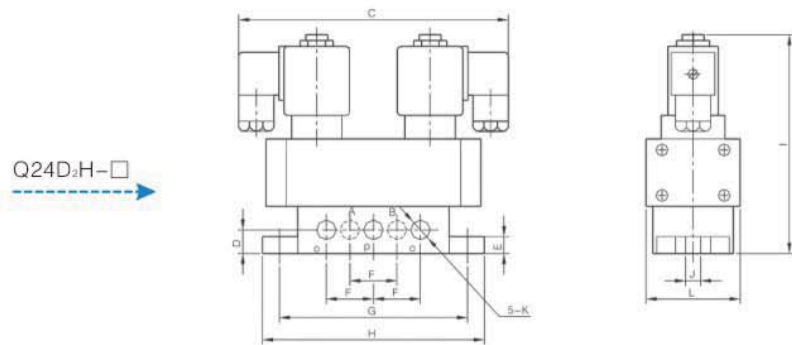
Q系列滑柱型电磁阀 (两位五通)

Q Series Solenoid Valve

尺寸 Dimensions



型号 Model	接管口径 Port size	C	D	E	F	G	H	I	J	L
Q24DH-6方头 (Square)	G1/8"	129	12	10	24	94	115	126	9	50
Q24DH-8方头 (Square)	G1/4"									
Q24DH-10方头 (Square)	G3/8"	164	17	12	36	132	156	160	9	60
Q24DH-15方头 (Square)	G1/2"									
Q24DH-6方头 (Circle)	G1/8"	133	12	10	24	94	115	131	9	50
Q24DH-8方头 (Circle)	G1/4"									
Q24DH-10方头 (Circle)	G3/8"	176	17	12	36	132	156	153	9	60
Q24DH-15方头 (Circle)	G1/2"									



型号 Model	接管口径 Port size	C	D	E	F	G	H	I	J	L
Q24D.H-6方头 (Square)	G1/8"	129	12	10	24	94	115	126	9	50
Q24D.H-8方头 (Square)	G1/4"									
Q24D.H-10方头 (Square)	G3/8"	164	17	12	36	132	156	160	9	60
Q24D.H-15方头 (Square)	G1/2"									
Q24D.H-6方头 (Circle)	G1/8"	133	12	10	24	94	115	131	9	50
Q24D.H-8方头 (Circle)	G1/4"									
Q24D.H-10方头 (Circle)	G3/8"	176	17	12	36	132	156	153	9	60
Q24D.H-15方头 (Circle)	G1/2"									